




# PH Artichoke

The fixture provides 100% glare-free light. The 72 precisely positioned leaves form 12 unique rows of six leaves each. They illuminate the fixture as well as emitting diffused light with a unique pattern. The fixture provides decorative and comfortable lighting. For the energy saving LED variant the quality of light and atmosphere surrounding the product is kept at the highest level.



## Poul Henningsen

Poul Henningsen was born in Copenhagen by the famous Danish writer Agnes Henningsen. He never graduated as an architect, but studied at The Technical School at Frederiksberg, Denmark from 1911-14, and then at Technical College in Copenhagen from 1914-17.



Atlantic Haus



Overlooking Aarhus

## Product info

### Finish

Copper, satin polished and coated with rose, wet painted inner side. Brass, copper or stainless steel, brushed and coated. White, wet painted. Polished stainless steel: Polished.

### Materials

Leaves: Laser cut brass, copper, stainless steel or steel. Top shade: White, spun steel. Frame: High lustre chrome plated, laser cut steel. Suspension: High lustre chrome plated, spun aluminium.

### Mounting

Suspension type: E27: Cable 3 x 0,75mm<sup>2</sup> & wire. Canopy: Yes. Cable length: 4m. LED: Cable 2 x 1 mm<sup>2</sup> and wire. Canopy or external driver box contains driver. Cable length: 4m. Maximum distance between external driver box and fixture: 20m .

### Sizes and weights

Width x Height x Length (mm) | 720 x 650 x 720 Max 20.0 kg | 480 x 497 x 480 Max 8.7 kg | 600 x 580 x 600 Max 17.5 kg | 840 x 720 x 840 Max 27.9 kg | 480 x 465 x 480 Max 9.8 kg

### Class

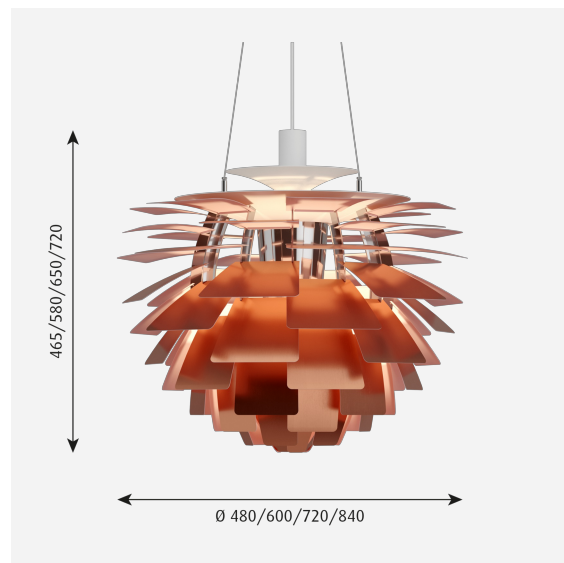
Ingress protection IP20. Electric shock protection I w. ground.

### Light source & energy class

LED 3000K 96W

### Information

When Henningsen designed the iconic PH Artichoke for the Langelinie Pavillon restaurant in Copenhagen in 1958, he opted for solid copper leaves with a rose finish on their interiors. The combination lent the organic form exceptional warmth and beautifully reflected light from the PH Artichoke's hidden light source. The light from the Copper Rose edition in particular creates an inviting ambience. In honour of Henningsen's birthday, Louis Poulsen is launching PH Artichoke in the very same, original materials and finish. The Copper Rose version will be available in all PH Artichoke sizes exclusively in 2019. The special editions will feature an PH signature engraving placed on the third row of blades from the top commemorating PH's 125th birthday. For LED replacement kits please do contact Louis Poulsen. The innovation of the LED technology is constant. The specifications mentioned are based on present technology.



## Product family



PH Artichoke Glass

## Product variants

Dimension	Light source	Colour	Class	Cable type	Lighting control	Special accessories	Lumen
Ø 480	1x100W E27	Brass	-	WHT TEX/WIRE	-	-	-
Ø 600	LED 2700K (ra90)	Copper	I		Dali	Engraved signatur	1726
Ø 720	LED 2700K 96W	Copper rose			Phase dimming (mains dimm)	Ext. driver	1795
Ø 840	LED 3000-1600K D2W	Stainl steel			Wireless bluetooth	Ext. driver signatur	1995
	LED 3000K 41W	Stainl steel polish				Int. driver	2076
	LED 3000K 96W	Wht				Int. driver signatur	2630
							2726
							3030
							3152

--	--	--	--	--	--	--	--

# Product description

Suspended spherical luminaire  
 Shade consist of 72 overlapping leaves of laser cut glass or metal in a range of finishes  
 Iconic design  
 Family with four standard dimensions  
 Two oversized versions for very large rooms available  
 Chrome plated frame  
 Top shade to hide insert  
 Three wire suspension  
 Canopy designed for lamp type

## Mounting

Frame suspended from ceiling  
 Lamp insert resting in top ring of frame  
 Driver positioned internally in canopy (LED only)  
 Option for driver positioned in driver box externally (LED Europe only)  
 External driver box can be positioned up to 20m from luminaire (Europe only)  
 Can be mounted on 4" octagonal junction box (US only)

## Light description

100% glare free light  
 The 100% reflected light creates a pattern of light and shadow on the underside of the leaves  
 For glass The surface treatment on the glass leaves eliminates direct glare  
 Hugh play of light and shadow contrast in the luminaire  
 Inside of leaves white on all metal versions of the luminaire  
 Frosted glass leaves combines luminance with reflection  
 Spherical light distribution  
 LED replaceable  
 Dimmable

## Design

Poul Henningsen

## Material

Laser cut metal leaves in either brushed copper, steel or painted high gloss white, 0.8 mm (0.03") thick.  
 Sand blasted glass leaves, 4mm (0.16") thick.  
 Suspended from three high quality stainless steel aircraft cables, 0.8mm (0.03") thick.  
 High lustre chrome plated spun aluminium housing, 2mm (0.08") thick.  
 Top shade: White, spun steel, 0.8 mm (0.03") thick.  
 Frame: 12 legs of high lustre chrome plated, cast aluminium, 0.12" thick.  
 LED enclosure: Custom-designed injection molded high-transmittance polycarbonate enclosure with internal reflector for proper illumination of leaves.  
 LED thermally managed by system of 2 heatsinks, one cast aluminium and the other extruded aluminium.  
 Upper heatsink with center open channel to maximum heat transferral to atmosphere.  
 Three heat pipes efficiently transfer heat energy between heatsinks.  
 Canopy (incandescent): 7.9" diameter x 3.6" tall cone of spun aluminium; canopy (LED): 9.4" diameter x 4.3" tall dome of white polycarbonate. (USA only)  
 Cable: white PVC coated, 12 ft. Copper incandescent cable black PVC coated. (USA)  
 Socket: Porcelain, medium base, for A-23, or mogul base for PS-35 clear envelope lamps.  
 Socket position is adjustable to allow correct lamp position and fixture illumination.  
 CMH variants provided with dual tap F-can style ballast to be remote located in ceiling plenum.  
 LED variants available in 2700K (23.6") or 3000K (23.6", 28.3", 33.1") with CRI of 80.  
 For LED variants, electronic constant current, class II driver for 120-277V operation and 0-10V dimming control housed inside canopy. (USA only)

## Weight

Min: 13.878 kg Max: 9.766 kg

## Dimensions

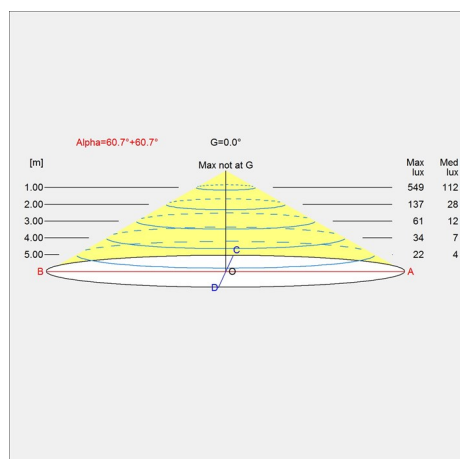
Ø 480, Ø 600, Ø 720, Ø 840

## Finish

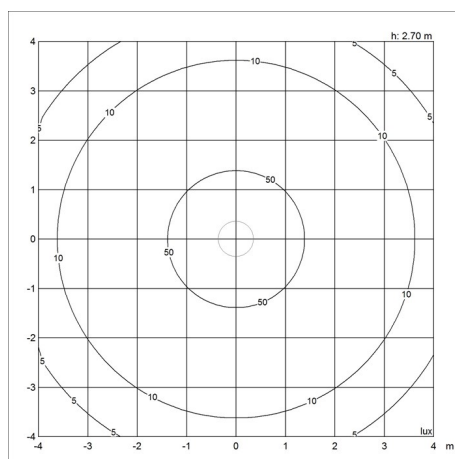
Brass, Copper, Copper rose, Stainl steel, Stainl steel polish, Wht

## Light distribution diagrams

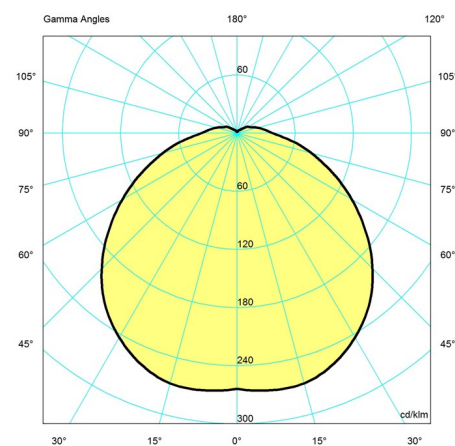
### Cartesian



### Isolux



### Polar



## Spare parts & accessories

Product	Variant number
PH ARTICHOKE/LOUVRE/LP CENTRUM CANOPY	5741480272
PH ARTICHOKE 480 CANOPY WHT	5741086223
PH ART 720/840 SUSP LED-DA 27K90 W/INT	5741110241